

GENOGRAMS and ECOMAPS

Genogram

A genogram or family tree is a graphic representation of a family that provides invaluable information about family history and structure.

A genogram provides a quick and easy way of reading family lives in a visual format. It provides signposts for further information seeking, highlights family relationships and can provide an insight into the life experiences of the child/ren.

Format


The accepted format for compiling a genogram is shown below, a dotted line should be drawn around the people who currently live in the same household. Every genogram should be checked with the family for accuracy and dated – families change over time.

Compiling a Genogram


A genogram covering three or more generations can be compiled using these symbols. Additional information can be sought from other family members and professionals who may have more information on their records, e.g. transient relationships.

A genogram must be completed as part of a Full Single Assessment.


Genogram Symbols



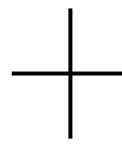
Male



Female

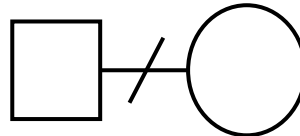
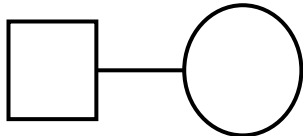


Gender unknown, e.g. pregnancy



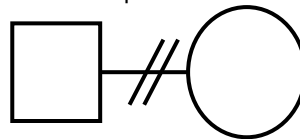
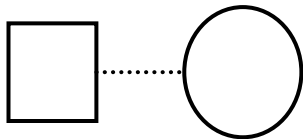
Death

Enduring relationship (marriage or cohabitation)

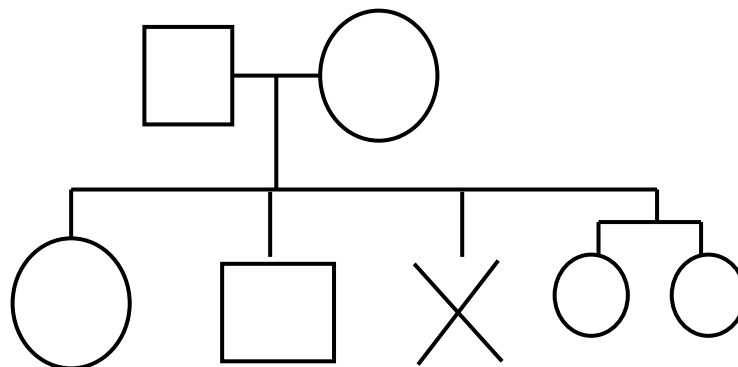


Separation

Transitory relationship



Divorce



First Child (DOB/Age)

Second Child

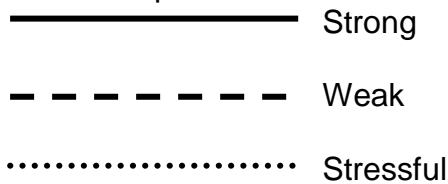
Miscarriage or abortion

Twins (DOB/Age)

Ecomap

An ecomap demonstrates in a diagrammatic format a network of people around a child/young person and should include family, friends and professionals. The child is placed at the centre of the ecomap and every person and organisation that forms a part of the child's network should be named and placed within the circle.

It is vital that links are drawn between the child and people/organisations to highlight connections – use different types of lines to indicate the nature of the link or relationship.



An ecomap provides a quick and easy way of illustrating family support and links – it assembles already gathered information that can be related to assessment and care planning.

Format

The accepted format for compiling an ecomap is shown below. Every ecomap should be checked with the family for accuracy and should be dated – like family compositions relationships change over time.

Ecomap Diagram

